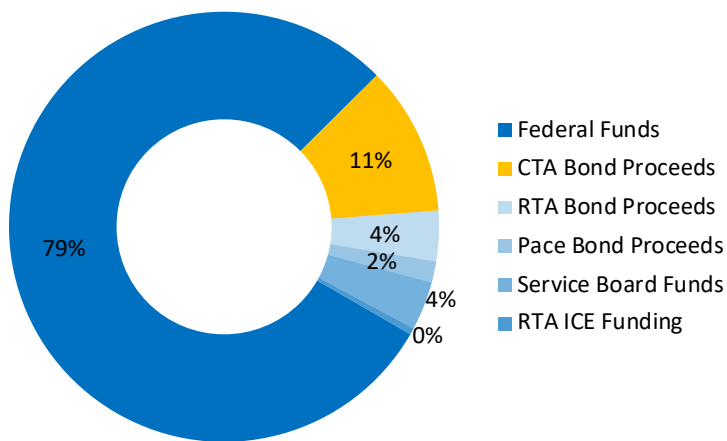


## State support for transit needed

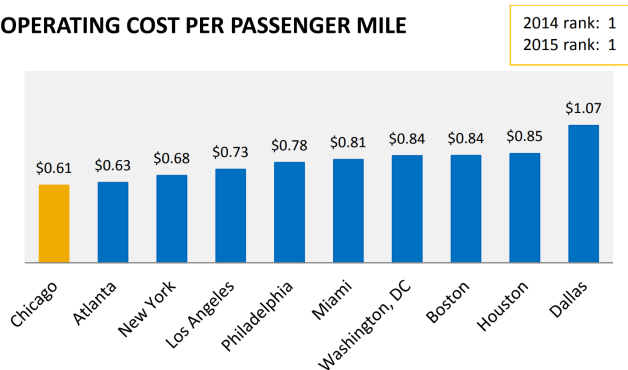
### RTA Capitol Funding

- The graph depicts where funding for RTA is coming from. Just as is true with roads, the majority is coming from federal funds.
- This graph shows no state support, leaving transit in a scramble to find funding elsewhere.



**Operating Cost per Passenger Mile** is the total operating cost divided by the total number of miles traveled by passengers.

OPERATING COST PER PASSENGER MILE



*Can't we cut spending, or spend more wisely?*

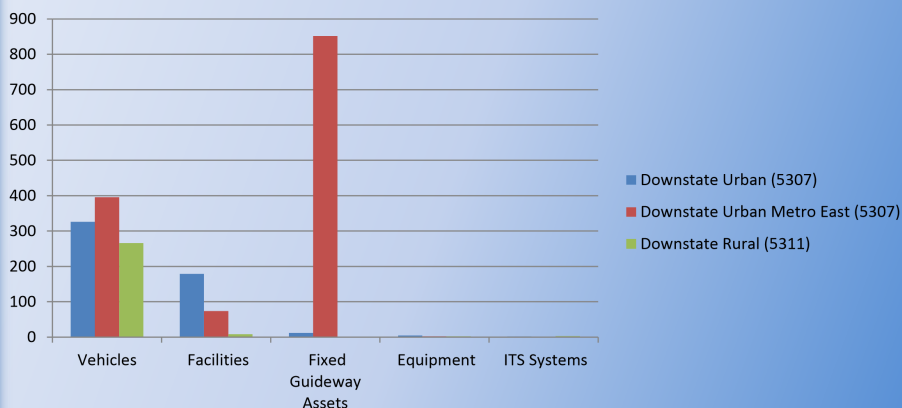
**No, you can't get more efficient**

- This number indicates that the operating cost for Chicago transit is a mere 61 cents per passenger mile, making Chicago the most efficient transit system in the country.

# IT'S TIME: Transit

Why We Need Sustainable Funding for Transportation

10-Year Unfunded State of Good Repair  
(In Millions of Dollars)



### Downstate transit funding deficit

- Downstate transit is in need of about \$2 billion for unfunded repairs over 10 years.
- The graph shows needs for vehicles, facilities, fixed guideway assets, equipment, and ITS Systems for all of downstate Illinois.
- The majority of needs shown are in vehicles and fixed guideway assets.